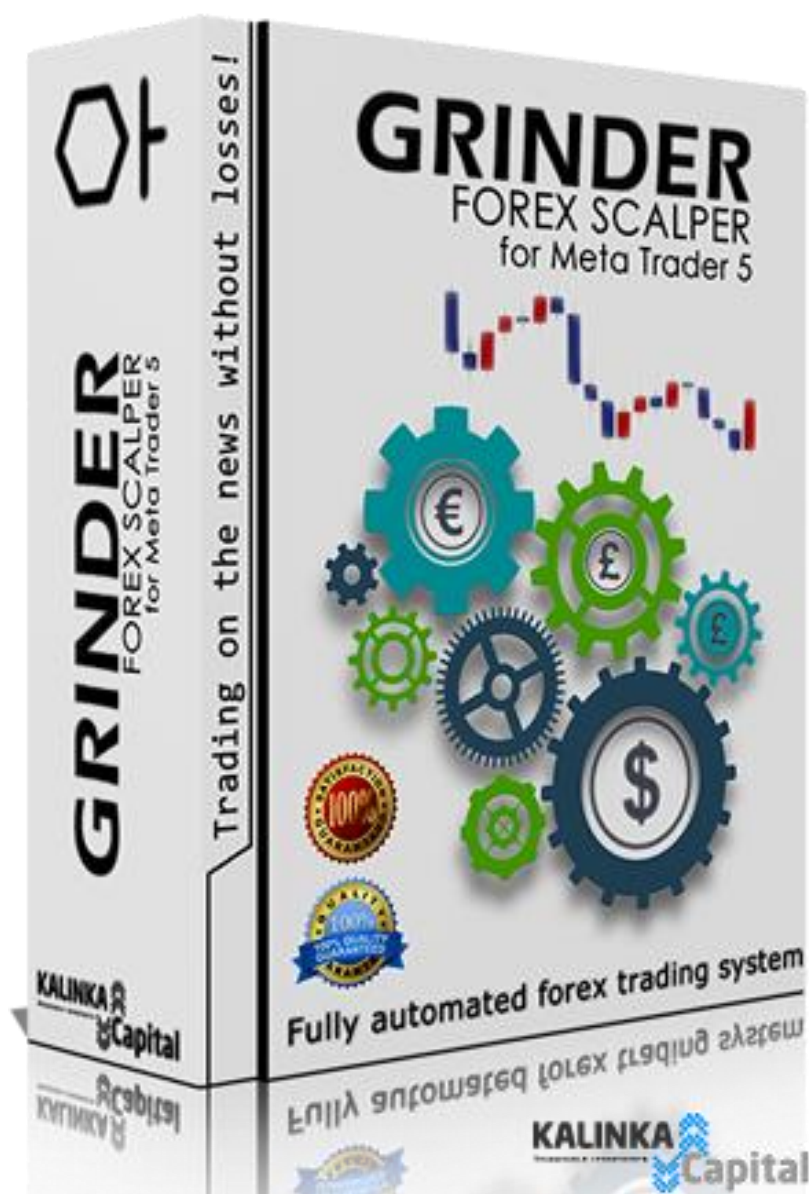


Name of the advisor/expert "GRINDER"©, and related trademarks and logos belong to Kalinka Capital OU company (Estonia).

Attention! This program is protected by copyright and international conventions laws. Illegal copying or distribution of this program, or any part of it can cause severe administrative and criminal penalties and will be prosecuted to the extent of the law.

Copyright © 2008-2023 Kalinka Capital OU All Rights Reserved.



Forex advisor GRINDER v.3.03

Manual for Meta Trader 5.

Actual version 3.03, release date 10 Jan 2023.

Dear trader! You are now the owner of News Insider, sold by us in limited amount. Each version of this advisor is limited to 50 copies. All the owners of previous versions of the advisor. All the owners of previous versions of the advisor will receive this version as an update for **free**.

Technical and trading characteristics

Purpose: Automated trading and trading orders execution on Forex market through [MetaTrader 5](#) ([MetaQuotes Software Corp.](#))

Trading account types: ECN, NDD, Pro, Standard, Micro ... all account types that are supported by MetaTrader5 platform.

Quotes type: 4 (1,2342) or 5 (1,23429) digits past comma. Trading settings supplied in a set for 5-digit quotes. For 4-digit quotes, settings are available on request. **We do not recommend trading on 4 quotes, as this significantly reduces the accuracy of market analysis and profitability!**

Money Management: automatic control of trading position volume for market entry, in relation to the balance of trading account.

Loss limitation: market entry with stop-loss positions. Output in breakeven/averaging, can be disabled.

Currency pairs: EURUSD, GBPUSD, EURCAD, USDJPY, AUDUSD. It is possible to expand the list of used currency pairs for trading. Follow the information on our website <https://soft4forex.com/>.

Trading strategy: scalping on news, intraday trading. Upon release of important economical news. Using a filter that sorts all the news for importance and possibility to prioritize different news releases through the advisor settings. News calendar is imported in the advisor's own calendar right from the stock market sources.

Used time frame: any. You can use the forex advisor on the chart with any time frame convenient for you. The EA uses its working time frame on another price channel independent of the selected time frame of the chart on which it is installed.

Recommended leverage: not below 1:100.

Recommended minimal deposit : for StopLoss/TakeProfit positions - 100\$ per standard 0.07 standard lot for each used currency pair.

Installation: advisor installed in the folder of chosen trading terminal. The installation process is described below in the manual. See the installation description below in the instructions or video instructions on our [YouTube channel](#).

Trading settings: are supplied for currency pairs EURUSD. And are installed through advisor properties manually.

Description of the GRINDER v.3.03 trading strategy.

1. **GRINDER EA** is a fully automated program (trading [robot](#)), executing trading orders on currency market in accordance with the set algorithm and individual trading settings that are different for each used currency pair.
2. **GRINDER EA** is perfectly suitable for professional traders with experience on financial markets, and for beginners as well.
3. **Asymmetric trading** with losses limited by StopLoss.
4. This program code and trading type is implemented and automated only on MetaTrader5. There are no analogs with MetaTrader5 platform.
5. **GRINDER EA** makes decisions like a robot - fast and uncompromisingly! Trading with such speed of all trading aspects manually, is an impossible option.

We've created few trading settings, specially for PAMM accounts managing traders and private investors.

Profitability – [advisor](#) reacts to changes in quotes movement in milliseconds during economical news releases, supports profit positions and fixes the profits distinctly following the algorithm. Average profit per each important economical news releases, from 2% to 30% per each used currency pair.

Risks – risks of losses are limited by StopLoss. Advisor is not using any form of risky strategies as averaging, martingale grids. Losses are limited for around 30 points per trade. That results in risk probability of 0.5% to 1.5%, in relation to profits of 2% to 30%. This is an excellent result for profit/loss relation.

Advisor uses 47(!) trading settings. You can find each modifiable parameters description below.

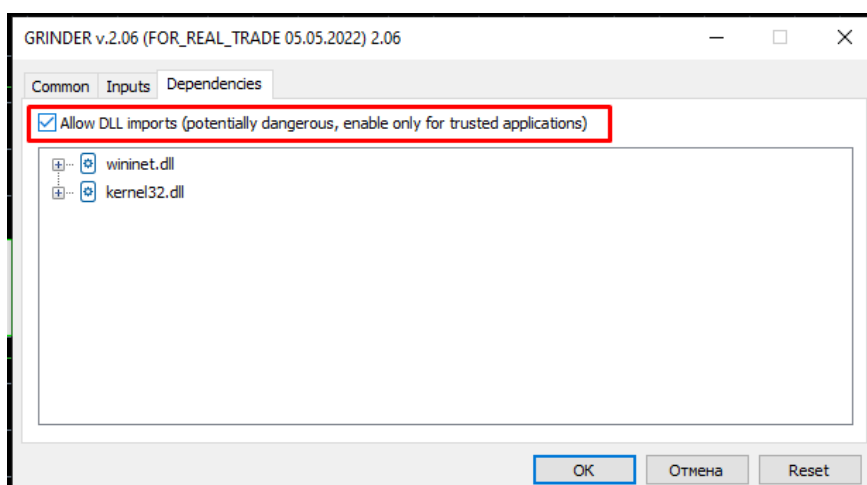
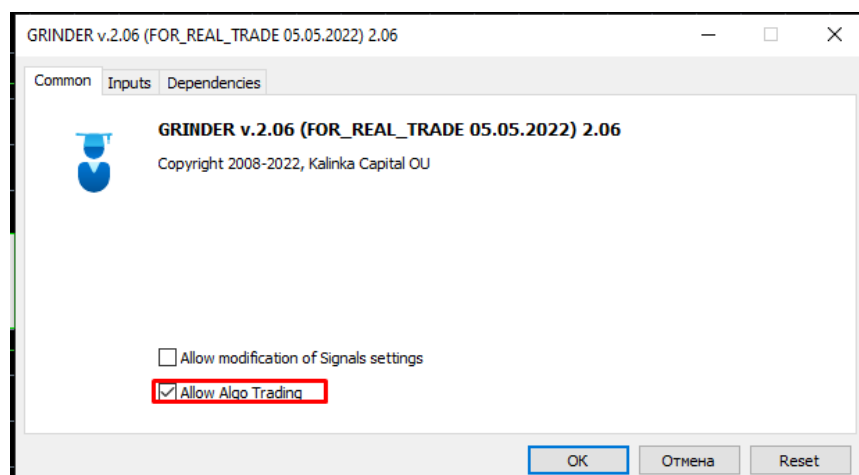
Window of advisor settings can be viewed in MetaTrader5 terminal by two ways.

1. Right mouse button click on the chart, where advisor is installed, in pop-up window select «Advisor\Properties».
2. Open the advisor settings window through F7 key.

When settings window is opened, you can change any parameter manually, or load ready to use trading settings from the folder of advisor through «Load» button.

Given the flexibility of trading settings, you can create your own individual way to trade.

Attention! The Expert Advisor does not use automatic detection of prefix (five-digit) and standard quotes (four-digit). All values in the trading settings are entered taking into account the use on prefix (five-digit) quotes. If your account uses less accurate, four-digit quotes, please contact our support.



GRINDER v.2.06 (FOR_REAL_TRADE 05.05.2022) 2.06

Common Inputs Dependencies

Variable	Value
Fixed lot size	0.1
% margin for lot size (0-fix lot)	5
Use Calendar	false
Trade High News	true
Trade Medium News	false
Trade Low News	false
Handle News Time	15:00
Trade Time News, min	5
Life Time Position, min	30
Average profit, %	0.5
PipsDD	300
----->	BuyStop, SellStop settings
TakeProfit Pending, pips	100
StopLoss Pending, pips	100
ShiftTime for Pending, sec	-2
Distance, pips	50
Update Period, sec	30
PipsDD pending, pips	500
----->	Position enter market settings
Use BuySell	true
TakeProfit Position, pips	100
StopLoss Position, pips	100
ShiftTime for Position, min	-2
----->	Trail Settings
Use Trailing SAR	true
Trailing TF	current
Start Trailing, pips	50
SAR Step	0.02
SAR Maximum	0.2
Use Trailing	true
Start Trailing, pips	100
Step trailing, points	10
----->	MA filter
useMA	false
Period MA	100
Shift MA	0
Method MA	Simple
Price MA	Close price
----->	Bollinger Bands filter
Use BB filter	false
TF	current
Period	20
Shift	0
Deviations	2
Price	Close price
Analysis bars	2
Prints Min	10

Load Save

OK Отмена Reset

Options ? X

Server Charts Trade Expert Advisors Events Notifications Email FTP Community Signals Storage

☒ Allow algorithmic trading

☒ Disable algorithmic trading when the account has been changed

☒ Disable algorithmic trading when the profile has been changed

☐ Disable algorithmic trading when the charts symbol or period has been changed

☐ Disable algorithmic trading via external Python API

☒ Allow DLL imports (potentially dangerous, enable only for trusted applications)

☐ Allow WebRequest for listed URL:

+ add new URL like 'https://www.mql5.com'

OK Отмена Справка

¹ Beginners are recommended to work with advisor for some time on demo accounts first.

- **Fixed lot size** - volume of used fixed lot.
- **% margin for lot size (o-fix lot)** - % of deposit used for position opening. It is recommended not to exceed parameter value of 20.
- **Use Calendar** - true to used imported calendar. false time set in Handle News Time parameter is used.
- **Trade High News** - true trade on **high** importance news is allowed, news like - NonFarmPayrolls, central banks CEO speech, etc. false trade is forbidden on this type of news.
- **Trade Medium News** - true trade on **medium** importance news is allowed, news like - trading activity, business activity ratings. false trade is forbidden on this type of news.
- **Trade Low News** - true trade on **low** importance news is allowed. false trade is forbidden on this type of news.
- **Handle News Time** - time of market entry in military time format (00:00). Used if parameter Use Calendar is set to =false.
- **Trade Time News, min** - time of trading in minutes after the news is published.
- **Average profit, %** - total profit in% of the account balance for positions opened in one direction.
 - **PipsDD** – Drawdown position in points. The parameter is used only for averaging.
 - **Life Time Position, min** - time in minutes of position lifespan in the market. When reached, position will be closed, if it is in profit and not supported by trail. If position is in loss when the time is reached, advisor will wait for it to go in profit before closing.
 - **Average profit, %** - total profit in % from the account's balance on the positions opened in the same direction.

BuyStop, SellStop settings - pending order settings.

- **TakeProfit Pending, pips** - TakeProfit size in points.
- **StopLoss Pending, pips** - StopLoss size in points.
- **ShiftTime for Pending, sec** - shift before or after news is published in seconds. To shift before publication, value must be negative(example (-2)). To shift after publication, value must be positive(example 2).
- **Distance, pips** - Range from current price of the instrument in points.
- **Update Period, sec** - time in seconds, period for the pending orders price update.
- **PipsDD pending pips** - distance in pips, closer than which a pending order will be blocked if there is already a position in the market in the same direction. **This is a new setting since version 2.06 (release 11/02/2022).**

Position enter market settings - market positions settings.

- **Use BuySell** - true allow market positions opening.false market position opening is forbidden, use only pending orders.
- **TakeProfit Position, pips** - TakeProfit size in points.
- **StopLoss Position, pips** - StopLoss size in points.
- **ShiftTime for Position, min** - shift before or after news is published in minutes. To shift before publication, value must be negative(example (-2)). To shift after publication, value must be positive(example 2).

Trail Settings - trail settings.

- **Use Trailing SAR** - true to allow use of trail by ParabolicSAR indicator. false not to use trail.
- **Trailing TF** - time frame from which data for ParabolicSAR indicator will be taken.
- **Start Trailing, pips** - profit of position in points, from which trail is activated.
- **SAR Step** - standard ParabolicSAR indicator setting.
- **SAR Maximum** - standard ParabolicSAR indicator setting.
- **Use Trailing** - true to allow the use of trail without indicator.
- **Start Trailing, pips** - position profit in points, from which trail is activated.
- **Step trailing, points** - step of trail modification in points.
- **Hour of news update** – time of daily data update of the calendar. Recommended to use value is 6.

MA filtr - setting the filter for opening averaging positions.

- **Use MA** - true allow the use of a filter according to the Moving Average indicator.
- **PeriodMA** - is the standard setting of the Moving Average indicator.
- **ShiftMA** - is the standard setting of the Moving Average indicator.

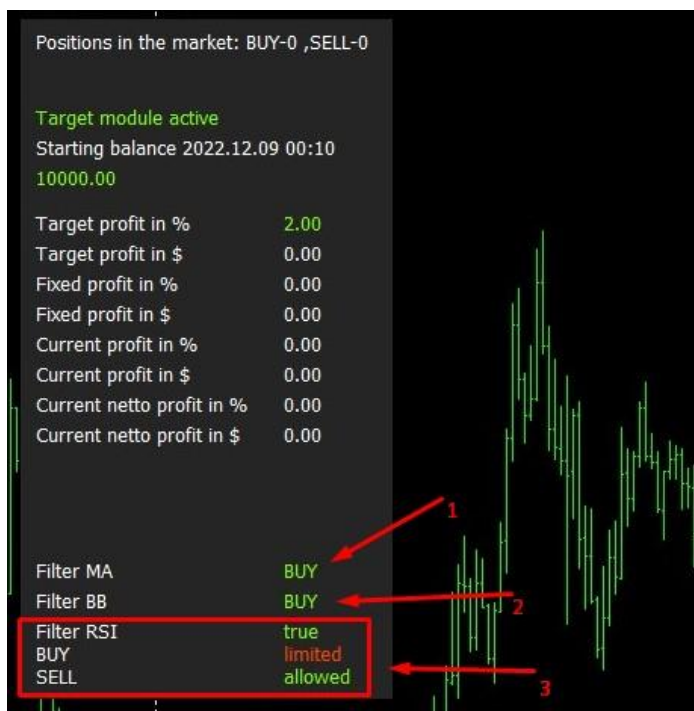
- **MethodMA** - standard setting of the Moving Average indicator.
- **PriceMA** - is the standard setting of the Moving Average indicator.

Bollinger Bands filter - setting the filter for opening averaging positions. (New. From version 2.06)

- **Use BB filter** - true to allow using the filter by the Bollinger Bands indicator.
- **TF** – working time frame from which the data is taken for analysis by the indicator.
- **Period** - the standard setting of the Bollinger Bands indicator, the recommended range is from 10 to 140.
- **Shift** - standard setting of the Bollinger Bands indicator. The recommended offset range is between 0 and 20.
- **Deviation** - is the standard setting of the Bollinger Bands indicator. Deviation range. The recommended range is 0 to 5.
- **Price** - standard setting of the Bollinger Bands indicator.
- **Analysis bar** - the number of analyzed completed candles on the working time frame.
- **Points min** – minimum amount of price difference between analyzed bars in points. If the result is greater than the specified value in the analyzed direction, then the module allows opening a deal on the outgoing news.
- **Hidden Parameters** - There are three hidden algorithms in the algorithm of this module that cannot be changed. The specified parameters in the code, in accordance with the algorithms specified by us, analyze the formed channel with the Bollinger Bands indicator and decide whether or not to allow analyzing the market in order to make a decision on opening positions based on the indicators of the Bollinger Bands indicator.

RSI filter - setting the filter for opening averaging positions. (New. Since version 3.03, release 12/12/2022).

- **Use RSI filter** - true allow using the filter by the Relative Strength Index indicator.
- **Period RSI** - working time frame from which data is taken for analysis by the indicator.
- **Price RSI** - standard setting of the Relative Strength Index indicator.
- **Level UP** – the upper limit of the channel of the Relative Strength Index indicator, the indicators of the indicator are higher than Level UP, the restriction on opening buy deals is activated – the pair is overbought.
- **Level DN** – the lower border of the channel of the Relative Strength Index indicator, the indicators of the indicator are below Level DN, there is a restriction on opening sell deals – the pair is oversold.



Information panel. Information about decision making by built-in filters. (New. Since version 3.03, release 12/12/2022).

1. **Filter MA** - shows which transactions, buying or selling, are allowed at the moment. If the filter is disabled, this is indicated by the inscription - false.
2. **Filter BB** - shows which transactions, buying or selling, are allowed at the moment. If the filter is disabled, this is indicated by the inscription - false.

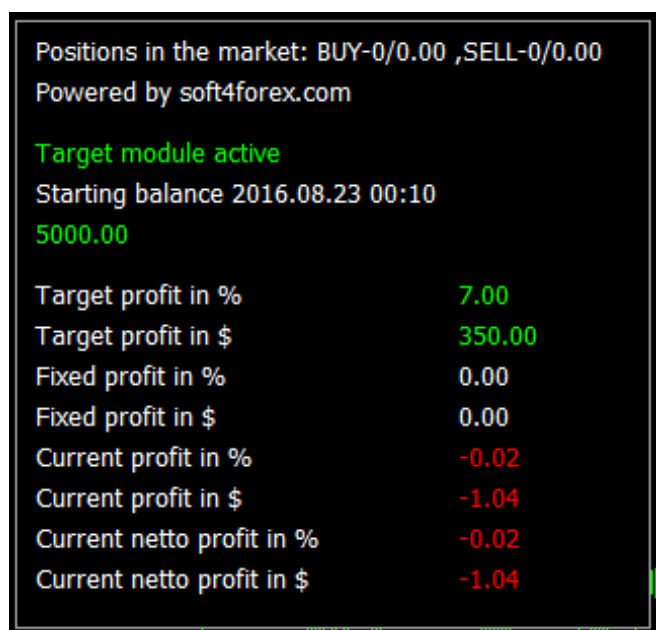
3. **Filter RSI** - shows which transactions, buying or selling, are allowed (ALLOWED) or limited (LIMITED) at the moment. If the filter is disabled, this is indicated by the inscription - false, if the filter is active - true.

A position in the market or a pending order will be opened only with solidary permission in one direction of active filters. If any of the three filters is disabled, the values of that filter are ignored.

SETTING THE HEDGING MODULE

- **WARNING!** When using a hedging module when trading on multiple currency pairs, the module should be enabled on only one Expert Advisor, as well as the module of the target profit.
On all other advisers installed on other pairs, turn off (!) Everywhere.
- **Use Hedge;** true - the module is enabled, false - the module is disabled.
- **Drawdown position, pips =;** drawdown of the position in points after which the position will be listed on the hedge queue due to the gained profit.
- **Coefficient_Hedge =;** hedging ratio. A part of the profit is set, which will be used to cover the loss in the most unprofitable position.
- **Example:** the parameter is set to 0.8, the profit is fixed at \$ 100. Part of the profit in the amount of \$ 80 will be used to cover the loss of the most unprofitable transaction, and \$ 20 dollars will remain on the account balance. A value of 1.0 corresponds to the use of all the profits, for the last closed deal, to cover the loss of the losing trade itself.
- **Attention!** When fixing the total profit by the positions used in averaging, the resulting profit is not used by this module to cover losses on the most unprofitable transaction.
- **IntervalHedge = 5;** the interval of the request for the state of an account to find the most unprofitable position in seconds

SETTING THE TARGET PROFILE MODULE



- **UseTargetProfit;** true - the module is active. False - the module is turned off.

- **UseDate / time for control values;** true - taking profit from the specified start date for calculating profit / loss. False - counting and recording profits within the day. Every new day, the results of the previous day are reset, and the calculation starts again, taking into account the current situation on open positions in the market.
- **Attention!** In the case of multi-currency trading (trading several instruments) when using this module, it should be active only on one of the used charts. On the remaining charts in the advisor settings, it should be turned off. See the description of the module on page №3 of this manual.
- **Date / time for control values;** The date of commencement of the profit / loss account to achieve the established target profit. After fixing the target profit, you need to set a new date corresponding to the latest date of fixing the target profit. The date must be set if UseDate / time for control values = true.
- **Target profit in% per day / time control = 1.0** // target profit in% for each instrument separately within the day UseDate / time for control values = false.
- **Target profit for each currency pair** // target profit in% for each instrument separately from the start date UseDate / time for control values = true.
- **Example:** the parameter is set to 1.0. During the accounting period until reaching the target profit, the adviser used 7 currency pairs to trade. The module will take into account the number of used currency pairs and multiply them by the percentage of target profit set in the settings. The result will be a target profit of 7%.
- When using target profit within the day, we recommend **UseDate / time for control values = false**, not to overestimate% target profit, but to proceed from the calculation of the total profit in the range of 1-2% in total for all instruments used. When using the target profit based on the specified start date **UseDate / time for control values = true**, proceed from the calculation within 10-15% of the total target profit for all used tools.

Target Equity Profit Fixing Module

Target Equity Level	7931.01
Equity Current	3922.72
Equity Current in %	-25.81

- **Use Equity Profit – true** – the module is on, **false** - the module is off.
- **Equity Type** - Equity calculation format for profit taking. **Percent** - in percent. **Fixed** - a fixed value in the deposit currency.
- **Equity Fixed** - fixed value in deposit currency. The value is indicated upon reaching Equity, at which all transactions will be closed. After closing all trades for a given target, a manual change in the value to the next profit target for Equity is required.
- **Equity Percent** - value as a percentage of the deposit. Enter an unsigned integer or fractional number%. Upon reaching the target level of Equity in% of the deposit on the day the reference starts, all positions will be closed. After closing all positions, the new target level will be recalculated automatically.
- **Hour of news update** – daily calendar update time. Recommended value 6.

Attention! All trading settings are bounded with the time zone, and are corrected automatically.

Files of trading settings, updates.

The advisor comes with trading settings for currency pairs, EURUSD, GBPUSD, EURCAD, USDJPY, AUDUSD. Trade settings are located in the "Trade Settings" folder, which is located in the folder / archive of the adviser you received after payment with the name "EA_GRINDER v.3.03".

When new updates for the GRINDER v.3.03 forex advisor or trading settings for it are released, we will inform you in the newsletter of our website or send updates to your email address registered when purchasing the advisor. Subscribe to our e-mail newsletters on [our store website](#).

Our recommendations: We recommend that you follow the deposit risk management rules. For each currency pair on a position of 0.05 lots, you need at least \$100 of a deposit. For example, if you decide to enter the market with a volume of 0.5 lots, you need to make calculations to determine a sufficient deposit for trading. When using automatic lot

calculation, we recommend not to exceed the total value in the VolumeProc setting for all currency pairs no more than 5.0.

.....

Our contacts:

Website: <https://soft4forex.com>

e-mail: support@kalinkacapital.ee

on-line tech. support is available at all pages on our [website](#), Monday to Friday from 10:00 to 19:00 GMT+2

We wish you profits!

Trading on forex and other CFD is highly risky and can cause serious losses. Trading with CFD may not be suitable for everyone. You need to be aware of all the risks, seek for advice from an independent financial advisor if you have any questions or doubts.



ENOUGH OF THINKING!
ROBOTS WILL DO IT FOR YOU!

Name of advisor/expert "GRINDER"©, associated trade marks and logos, belongs to Kalinka Capital OU (Estonia) company.

Attention! This program is protected by copyright and international conventions laws. Illegal copying or distribution of this program, or any part of it can cause severe administrative and criminal penalties and will be prosecuted to the extent of the law.

Copyright © 2008-2023 Kalinka Capital OU All Rights Reserved.